

Speed and Size-Optimized Implementations of the PRESENT Cipher for Tiny AVR Devices

Kostas Papagiannopoulos
Aram Verstegen

July 11, 2013

Who We Are



- 2-year Master's programme in computer security
- Collaboration of 3 universities
- Software, Hardware, Networks, Formal methods, Cryptography, Privacy, Law, Ethics, Auditing, Physics
- <http://kerckhoffs-institute.org/>



Cryptography Engineering, Assignment 1

“Choose and implement a block cipher on the ATtiny45 in two versions, optimized for size and speed”

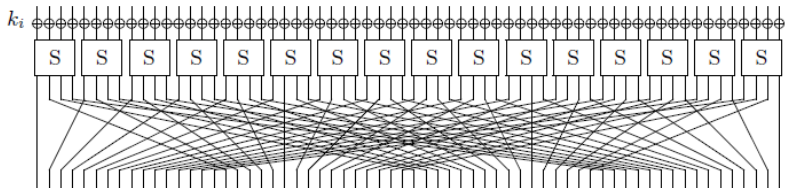
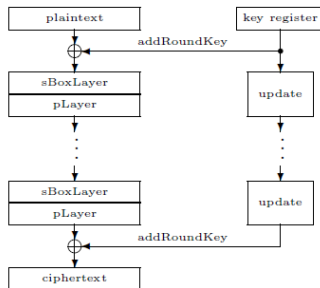
- PRESENT
- KATAN-64
- Klein
- LED
- PRINCE
- mCrypton
- Piccolo
- XTEA
- HIGHT



PRESENT Cipher

```

generateRoundKeys()
for i = 1 to 31 do
    addRoundKey(STATE, Ki)
    sBoxLayer(STATE)
    pLayer(STATE)
end for
addRoundKey(STATE, K32)
    
```



ATtiny Family

Model	Flash (Bytes)	SRAM (Bytes)	Clock speed (MHz)
ATtiny13	1024	64	20
ATtiny25	2048	128	20
ATtiny45	4096	256	20
ATtiny85	8192	512	20
ATtiny1634	16384	1024	12

- Basic 90 (single word) AVR instructions
- 32 8-bit general purpose registers
- 16-bit address space
- 16-bit words
- Harvard architecture

ATtiny45 Address Space

7	0	Addr.	16-bit	Use
	R0	0x00		
	R1	0x01		
	R2	0x02		
	..			
	R13	0x0D		
	R14	0x0E		
	R15	0x0F		
	R16	0x10		
	R17	0x11		
	..			
	R26	0x1A	X low	SRAM
	R27	0x1B	X high	
	R28	0x1C	Y low	SRAM + CPU registers
	R29	0x1D	Y high	
	R30	0x1E	Z low	SRAM + Flash
	R31	0x1F	Z high	
64 I/O registers		0x0020 - 0x005F		
Internal SRAM		0x0060 - 0x00DF		

Quick AVR Recap

Load register from immediate
Load register from SRAM pointer (X)
Load register from Flash pointer (Z)
XOR output with input
Swap nibbles in byte
Rotate left with carry
Rotate left without carry
Store to SRAM from register (and increment)

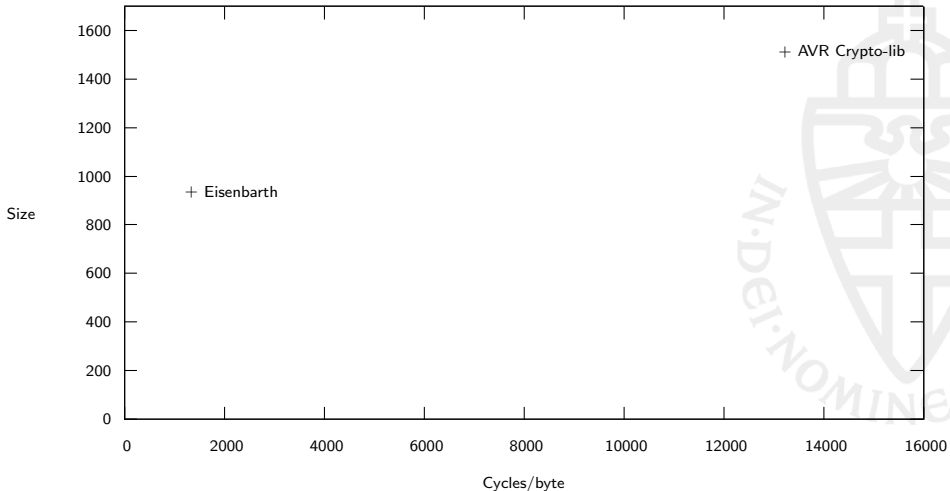
Procedure calls
Stack access
Counting
Adding
Binary logic

ldi *Rd*, *Z*
ld *Rd*, *X*
lpm *Rd*, *Z*
eor *Ro*, *Ri*
swap *Rd*
rol *Rd*
lsl *Rd*
st *X+*, *Rd*
rcall, **ret**, **rjmp**
push, **pop**
inc, **dec**
add, **sub**
and, **or**, **eor**



State of the Art

Speed vs Size



Strategy

	Speed-optimized	Size-optimized
Substitution/permutation	Table lookups	On-the-fly computation
Code flow	Inlined / unrolled	Re-used / looped
Locality	All in registers	Use more SRAM

addRoundKey

```
; state ^= roundkey (first 8 bytes of key register)
addRoundKey:
    eor STATE0, KEY0
    eor STATE1, KEY1
    eor STATE2, KEY2
    eor STATE3, KEY3
    eor STATE4, KEY4
    eor STATE5, KEY5
    eor STATE6, KEY6
    eor STATE7, KEY7
    ret
```



4-bit S-Box

x	0	1	2	3	4	5	6	7	8	9	A	B	C	D	E	F
S[x]	C	5	6	B	9	0	A	D	3	E	F	8	4	7	1	2



4-bit S-Box

x	0	1	2	3	4	5	6	7	8	9	A	B	C	D	E	F
S[x]	C	5	6	B	9	0	A	D	3	E	F	8	4	7	1	2

- Accessing the table 4 bits at a time incurs a penalty

low_nibble:

```
mov ZL, INPUT      ; load input
andi ZL, 0xF       ; take low nibble as table index
lpm OUTPUT, Z      ; load table output
cbr INPUT, 0xF     ; clear low nibble
and INPUT, OUTPUT  ; save low nibble to input
ret
```

byte:

```
rcall low_nibble  ; substitute low nibble
```

high_nibble:

```
swap INPUT        ; swap nibbles
rcall low_nibble  ; substitute low nibble
swap INPUT        ; swap nibbles back
ret
```

4-bit S-Box

x	0	1	2	3	4	5	6	7	8	9	A	B	C	D	E	F
S[x]	C	5	6	B	9	0	A	D	3	E	F	8	4	7	1	2

- Accessing the table 4 bits at a time incurs a penalty

low_nibble:

```
mov ZL, INPUT      ; load input
andi ZL, 0xF       ; take low nibble as table index
lpm OUTPUT, Z      ; load table output
cbr INPUT, 0xF     ; clear low nibble
and INPUT, OUTPUT  ; save low nibble to input
ret
```

byte:

```
rcall low_nibble   ; substitute low nibble
```

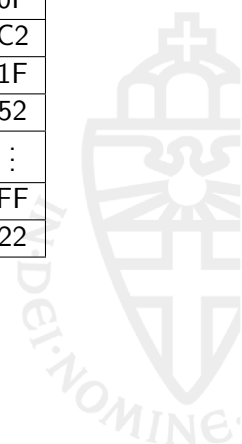
high_nibble:

```
swap INPUT        ; swap nibbles
rcall low_nibble  ; substitute low nibble
swap INPUT        ; swap nibbles back
ret
```

- We have an 8-bit architecture, so we want to access bytes!

Squared S-Box

x	00	01	02	03	...	0C	0D	0E	0F
S[x]	CC	C5	C6	CB	...	C4	C7	C1	C2
x	10	11	12	13	...	1C	1D	1E	1F
S[x]	5C	55	56	5B	...	54	57	51	52
⋮	⋮	⋮	⋮	⋮	...	⋮	⋮	⋮	⋮
x	F0	F1	F2	F3	...	FC	FD	FE	FF
S[x]	2C	25	26	2B	...	24	27	21	22



Squared S-Box

x	00	01	02	03	...	0C	0D	0E	0F
S[x]	CC	C5	C6	CB	...	C4	C7	C1	C2
x	10	11	12	13	...	1C	1D	1E	1F
S[x]	5C	55	56	5B	...	54	57	51	52
⋮	⋮	⋮	⋮	⋮	...	⋮	⋮	⋮	⋮
x	F0	F1	F2	F3	...	FC	FD	FE	FF
S[x]	2C	25	26	2B	...	24	27	21	22

- New S-Box is 256 bytes, $16 \cdot 16$ combinations of two nibbles

Squared S-Box

x	00	01	02	03	...	0C	0D	0E	0F
S[x]	CC	C5	C6	CB	...	C4	C7	C1	C2
x	10	11	12	13	...	1C	1D	1E	1F
S[x]	5C	55	56	5B	...	54	57	51	52
⋮	⋮	⋮	⋮	⋮	...	⋮	⋮	⋮	⋮
x	F0	F1	F2	F3	...	FC	FD	FE	FF
S[x]	2C	25	26	2B	...	24	27	21	22

- New S-Box is 256 bytes, 16 · 16 combinations of two nibbles
- It substitutes 1 byte at a time

Squared S-Box

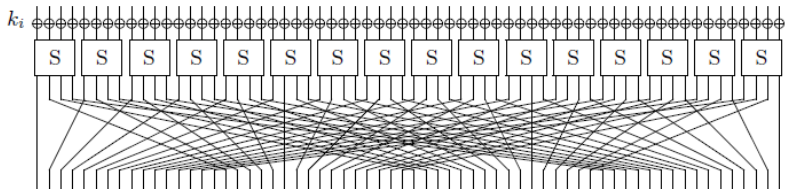
x	00	01	02	03	...	0C	0D	0E	0F
S[x]	CC	C5	C6	CB	...	C4	C7	C1	C2
x	10	11	12	13	...	1C	1D	1E	1F
S[x]	5C	55	56	5B	...	54	57	51	52
⋮	⋮	⋮	⋮	⋮	...	⋮	⋮	⋮	⋮
x	F0	F1	F2	F3	...	FC	FD	FE	FF
S[x]	2C	25	26	2B	...	24	27	21	22

- New S-Box is 256 bytes, 16 · 16 combinations of two nibbles
- It substitutes 1 byte at a time
- No need to swap or discern high/low nibble

```
mov ZL, INPUT ; load table input
lpm OUTPUT, Z ; save table output
ret
```

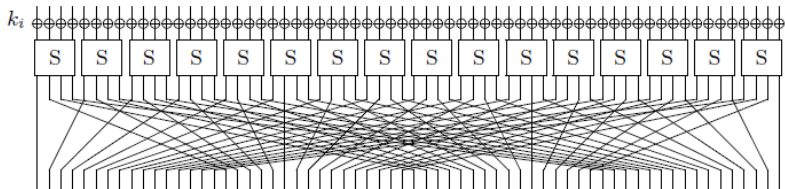
S-Box and P-Layer

Idea: Combine the SBox and PLayer in lookup tables [Bo Zhu & Zheng Gong]



S-Box and P-Layer

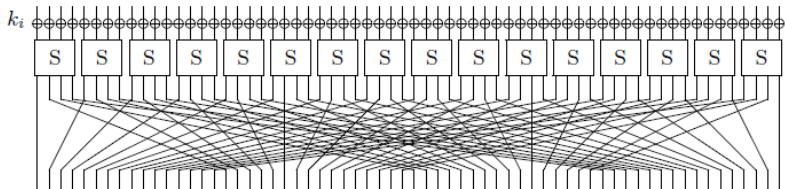
Idea: Combine the SBox and PLayer in lookup tables [Bo Zhu & Zheng Gong]



- 1024 bytes of lookup tables, 32 lookups per round

S-Box and P-Layer

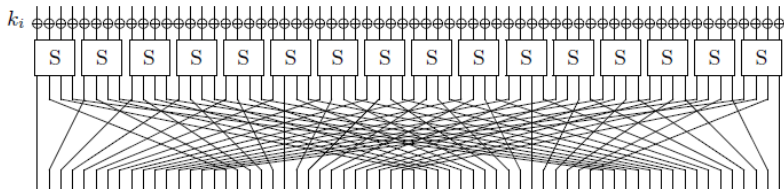
Idea: Combine the SBox and PLayer in lookup tables [Bo Zhu & Zheng Gong]



- 1024 bytes of lookup tables, 32 lookups per round
- Works well on AVR compared to on-the-fly computation

S-Box and P-Layer

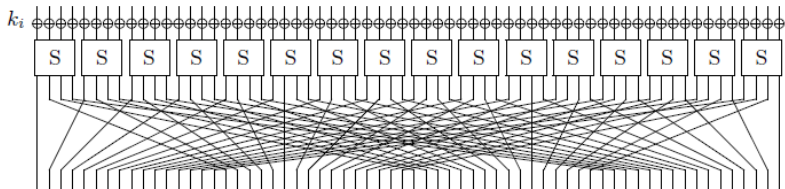
Idea: Combine the SBox and PLayer in lookup tables [Bo Zhu & Zheng Gong]



- 1024 bytes of lookup tables, 32 lookups per round
- Works well on AVR compared to on-the-fly computation
 - Reached 1091 cycles/byte for encryption ($\sim 18\%$ faster compared to 1341 cycles/byte)

S-Box and P-Layer

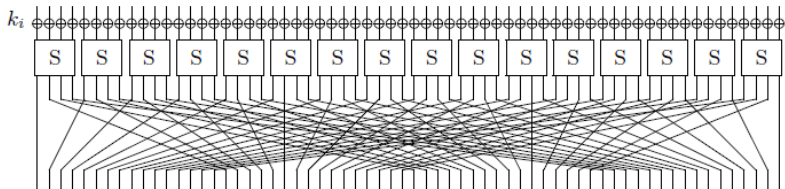
Idea: Combine the SBox and PLayer in lookup tables [Bo Zhu & Zheng Gong]



- 1024 bytes of lookup tables, 32 lookups per round
- Works well on AVR compared to on-the-fly computation
 - Reached 1091 cycles/byte for encryption ($\sim 18\%$ faster compared to 1341 cycles/byte)
- Because of many lookups, consider larger SRAM (ATmega)

S-Box and P-Layer

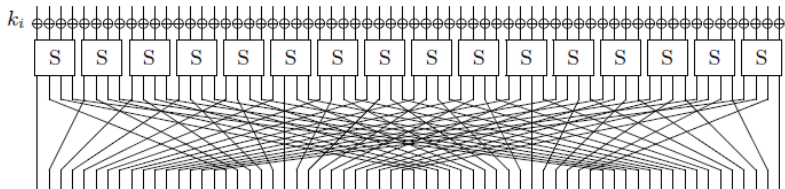
Idea: Combine the SBox and PLayer in lookup tables [Bo Zhu & Zheng Gong]



- 1024 bytes of lookup tables, 32 lookups per round
- Works well on AVR compared to on-the-fly computation
 - Reached 1091 cycles/byte for encryption ($\sim 18\%$ faster compared to 1341 cycles/byte)
- Because of many lookups, consider larger SRAM (ATmega)
 - *lpm* instruction: 3 cycles

S-Box and P-Layer

Idea: Combine the SBox and PLayer in lookup tables [Bo Zhu & Zheng Gong]



- 1024 bytes of lookup tables, 32 lookups per round
- Works well on AVR compared to on-the-fly computation
 - Reached 1091 cycles/byte for encryption (~ 18% faster compared to 1341 cycles/byte)
- Because of many lookups, consider larger SRAM (ATmega)
 - *lpm* instruction: 3 cycles
 - *ld* instruction: 2 cycles, could reduce ~ 125 cycles/byte more

Lookup tables

- Table 1 at *0x600*,
Table 2 at *0x800*



Lookup tables

- Table 1 at *0x600*,
Table 2 at *0x800*
- Lookup table 1

```
ldi ZH, 0x06  
mov ZL, STATE0  
lpm OUTPUT0, Z  
andi OUTPUT0, 0xC0
```



Lookup tables

- Table 1 at *0x600*,
Table 2 at *0x800*
- Lookup table 1

```
ldi ZH, 0x06  
mov ZL, STATE0  
lpm OUTPUT0, Z  
andi OUTPUT0, 0xC0
```

- Lookup table 2

```
ldi ZH, 0x08  
mov ZL, STATE0  
lpm OUTPUT1, Z  
andi OUTPUT1, 0x30
```



Lookup tables

- Table 1 at *0x600*,
Table 2 at *0x800*
- Lookup table 1

```
ldi ZH, 0x06  
mov ZL, STATE0  
lpm OUTPUT0, Z  
andi OUTPUT0, 0xC0
```

- Lookup table 2

```
ldi ZH, 0x08  
mov ZL, STATE0  
lpm OUTPUT1, Z  
andi OUTPUT1, 0x30
```

- Combine bits

```
or OUTPUT0, OUTPUT1
```



Lookup tables

- Table 1 at *0x600*,
Table 2 at *0x800*
- Lookup table 1

```
ldi ZH, 0x06  
mov ZL, STATE0  
lpm OUTPUT0, Z  
andi OUTPUT0, 0xC0
```

- Lookup table 2

```
ldi ZH, 0x08  
mov ZL, STATE0  
lpm OUTPUT1, Z  
andi OUTPUT1, 0x30
```

- Combine bits

```
or OUTPUT0, OUTPUT1
```

- ~~Lookup table 1, table 2,~~
~~table 1, table 2~~



Lookup tables

- Table 1 at *0x600*,
Table 2 at *0x800*
- Lookup table 1

```
ldi ZH, 0x06  
mov ZL, STATE0  
lpm OUTPUT0, Z  
andi OUTPUT0, 0xC0
```

- Lookup table 2

```
ldi ZH, 0x08  
mov ZL, STATE0  
lpm OUTPUT1, Z  
andi OUTPUT1, 0x30
```

- Combine bits

```
or OUTPUT0, OUTPUT1
```

- ~~Lookup table 1, table 2,~~
~~table 1, table 2~~
- Lookup table 1, table 1,
table 2, table 2

```
ldi ZH, 0x06  
mov ZL, STATE0  
lpm OUTPUT0, Z  
andi OUTPUT0, 0xC0
```

```
mov ZL, STATE4  
lpm OUTPUT1, Z  
andi OUTPUT1, 0xC0
```

Lookup tables

- Table 1 at *0x600*,
Table 2 at *0x800*
- Lookup table 1

```
ldi ZH, 0x06  
mov ZL, STATE0  
lpm OUTPUT0, Z  
andi OUTPUT0, 0xC0
```

- Lookup table 2

```
ldi ZH, 0x08  
mov ZL, STATE0  
lpm OUTPUT1, Z  
andi OUTPUT1, 0x30
```

- Combine bits

```
or OUTPUT0, OUTPUT1
```

- ~~Lookup table 1, table 2,~~
~~table 1, table 2~~
- Lookup table 1, table 1,
table 2, table 2

```
ldi ZH, 0x06  
mov ZL, STATE0  
lpm OUTPUT0, Z  
andi OUTPUT0, 0xC0
```

```
mov ZL, STATE4  
lpm OUTPUT1, Z  
andi OUTPUT1, 0xC0
```

- Fewer changes in *ZH*

Key Update

- 1 Rotate 80-bit key register 61 bits to the left



Key Update

- 1 Rotate 80-bit key register 61 bits to the left
 - Rotate 19 bits to the right instead



Key Update

- 1 Rotate 80-bit key register 61 bits to the left
 - Rotate 19 bits to the right instead
 - Use 2 *mov* instructions to rotate $2 \cdot 8 = 16$ bits



Key Update

- 1 Rotate 80-bit key register 61 bits to the left
 - Rotate 19 bits to the right instead
 - Use 2 *mov* instructions to rotate $2 \cdot 8 = 16$ bits
 - Use *ror* only for the last 3 bits



Key Update

- 1 Rotate 80-bit key register 61 bits to the left
 - Rotate 19 bits to the right instead
 - Use 2 *mov* instructions to rotate $2 \cdot 8 = 16$ bits
 - Use *ror* only for the last 3 bits
- 2 S-Box the top 4 bits of 80-bit key register



Key Update

- 1 Rotate 80-bit key register 61 bits to the left
 - Rotate 19 bits to the right instead
 - Use 2 *mov* instructions to rotate $2 \cdot 8 = 16$ bits
 - Use *ror* only for the last 3 bits
- 2 S-Box the top 4 bits of 80-bit key register
 - use a **byte** lookup table



Key Update

- 1 Rotate 80-bit key register 61 bits to the left
 - Rotate 19 bits to the right instead
 - Use 2 *mov* instructions to rotate $2 \cdot 8 = 16$ bits
 - Use *ror* only for the last 3 bits
- 2 S-Box the top 4 bits of 80-bit key register
 - use a **byte** lookup table



- 3 XOR key bits with round counter

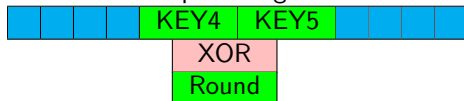
Key Update

- ① Rotate 80-bit key register 61 bits to the left
 - Rotate 19 bits to the right instead
 - Use 2 *mov* instructions to rotate $2 \cdot 8 = 16$ bits
 - Use *ror* only for the last 3 bits

- ② S-Box the top 4 bits of 80-bit key register
 - use a **byte** lookup table



- ③ XOR key bits with round counter
 - XOR needs to span 2 registers



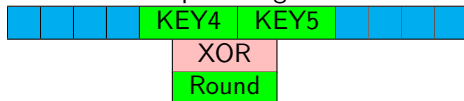
Key Update

- 1 Rotate 80-bit key register 61 bits to the left
 - Rotate 19 bits to the right instead
 - Use 2 *mov* instructions to rotate $2 \cdot 8 = 16$ bits
 - Use *ror* only for the last 3 bits

- 2 S-Box the top 4 bits of 80-bit key register
 - use a **byte** lookup table



- 3 XOR key bits with round counter
 - XOR needs to span 2 registers



- Do step 3 before step 1 then XOR spans only 1 register

Serialization of the Algorithm

```
; state ^= roundkey  
addRoundKey:  
    eor STATE0, KEY0  
    eor STATE1, KEY1  
    eor STATE2, KEY2  
    eor STATE3, KEY3  
    eor STATE4, KEY4  
    eor STATE5, KEY5  
    eor STATE6, KEY6  
    eor STATE7, KEY7  
    ret
```



Serialization of the Algorithm

```
; half state ^= roundkey  
addRoundKey:  
    eor STATE0, KEY0  
    eor STATE1, KEY1  
    eor STATE2, KEY2  
    eor STATE3, KEY3  
    ret
```

This helps with:

- doing I/O
- applying round keys
- applying S-Boxes
- applying P-Layer



Serialization of the Algorithm

```
; half state ^= roundkey
addRoundKey:
    eor STATE0, KEY0
    eor STATE1, KEY1
    eor STATE2, KEY2
    eor STATE3, KEY3
    ret
```

This helps with:

- doing I/O
- applying round keys
- applying S-Boxes
- applying P-Layer

But we need I/O:

```
consecutive_input:
    ld STATE0, X+
    ld STATE1, X+
    ld STATE2, X+
    ld STATE3, X+
    ret
```

```
interleaved_output:
    st STATE3, X-
    dec X
    st STATE2, X-
    dec X
    st STATE1, X-
    dec X
    st STATE0, X-
    dec X
    ret
```

Indirect Register Addressing

```
; state ^= roundkey (full state in SRAM)
addRoundKey:
    clr YL                ; point Y at first key register
addRoundKey_byte:
    ld INPUT, X           ; load input
    ld KEY_BYTE, Y+       ; load key, advance pointer
    eor INPUT, KEY_BYTE   ; XOR
    st X+, INPUT          ; store output, advance pointer

    cpi YL, 8             ; loop over 8 bytes
    brne addRoundKey_byte

    subi XL, 8            ; point at the start of the block
    ret
```

Packed S-Boxes

Before:

C	5	6	B	9	0	A	D	3	E	F	8	4	7	1	2
---	---	---	---	---	---	---	---	---	---	---	---	---	---	---	---



Packed S-Boxes

Before:

C	5	6	B	9	0	A	D	3	E	F	8	4	7	1	2
---	---	---	---	---	---	---	---	---	---	---	---	---	---	---	---

After:

C5	6B	90	AD	3E	F8	47	12
----	----	----	----	----	----	----	----



Packed S-Boxes

Before:

C	5	6	B	9	0	A	D	3	E	F	8	4	7	1	2
---	---	---	---	---	---	---	---	---	---	---	---	---	---	---	---

After:

C5	6B	90	AD	3E	F8	47	12
----	----	----	----	----	----	----	----

unpack_sBox:

```
asr ZL ; halve input, take carry
```

```
lpm SBOX_OUTPUT, Z ; get s-box output
```

```
brcs odd_unpack ; branch depending on carry
```

even_unpack:

```
swap SBOX_OUTPUT ; swap nibbles in s-box output
```

odd_unpack:

```
cbr SBOX_OUTPUT, 0xF0 ; clear high nibble in s-box output
```

```
ret
```

Packed S-Boxes

Before:

C	5	6	B	9	0	A	D	3	E	F	8	4	7	1	2
---	---	---	---	---	---	---	---	---	---	---	---	---	---	---	---

After:

C5	6B	90	AD	3E	F8	47	12
----	----	----	----	----	----	----	----

```
unpack_sBox:
    asr ZL
    lpm SBOX_OUTPUT, Z
    brcs odd_unpack          ; 2 cycles if true
even_unpack:
    swap SBOX_OUTPUT        ; 1 cycle
    rjmp unpack             ; 2 cycles
odd_unpack:
    nop                      ; 1 cycle
    nop
; 4 cycles total
unpack:
    cbr SBOX_OUTPUT, 0xF0
    ret
```



S-Box Optimization

sBoxByte:

```
; input (low nibble)
mov ZL, INPUT          ; load s-box input
cbr ZL, 0xF0           ; clear high nibble in input
rcall unpack_sBox     ; get output in SBOX_OUTPUT
cbr INPUT, 0xF        ; clear low nibble in output
or INPUT, SBOX_OUTPUT ; save low nibble to output
; fall through
```

sBoxHighNibble:

```
mov ZL, INPUT          ; load s-box input
cbr ZL, 0xF           ; clear low nibble in input
swap ZL               ; move high nibble to low nibble
rcall unpack_sBox     ; get output in SBOX_OUTPUT
swap SBOX_OUTPUT      ; move low nibble to high nibble
cbr INPUT, 0xF0       ; clear high nibble in output
or INPUT, SBOX_OUTPUT ; save high nibble to output
ret
```

S-Box Optimization

```
sBoxByte:
    rcall sBoxLowNibbleAndSwap ; apply s-box to low nibble
                                ; and swap nibbles
    rjmp sBoxLowNibbleAndSwap ; do it again and return
sBoxHighNibble:
    swap INPUT ; swap nibbles in IO register
sBoxLowNibbleAndSwap:
    mov ZL, INPUT ; load s-box input
    cbr ZL, 0xF0 ; clear high nibble in s-box input
    rcall unpack_sBox
    cbr INPUT, 0xF ; clear low nibble in IO register
    or INPUT, SBOX_OUTPUT ; save low nibble to IO register
    swap INPUT ; swap nibbles
    ret
```

S-Box Optimization

```
sBoxByte:
    rcall sBoxLowNibbleAndSwap ; apply s-box to low nibble
                                ; and swap nibbles
    rjmp sBoxLowNibbleAndSwap ; do it again and return
sBoxHighNibble:
    swap INPUT ; swap nibbles in IO register
sBoxLowNibbleAndSwap:
    mov ZL, INPUT ; load s-box input
    cbr ZL, 0xF0 ; clear high nibble in s-box input
    asr ZL ; halve input, take carry
    lpm SBOX_OUTPUT, Z ; get s-box output
    brcs odd_unpack ; branch depending on carry
even_unpack:
    swap SBOX_OUTPUT ; swap nibbles in s-box output
odd_unpack:
    cbr SBOX_OUTPUT, 0xF0 ; clear high nibble in s-box output
    cbr INPUT, 0xF0 ; clear low nibble in IO register
    or INPUT, SBOX_OUTPUT ; save low nibble to IO register
    swap INPUT ; swap nibbles
    ret
```

P-Layer Nibble

```
pLayerNibble:  
  ror INPUT      ; move bit into carry  
  ror OUTPUT0    ; move bit into output register  
  ror INPUT      ; etc  
  ror OUTPUT1  
  ror INPUT  
  ror OUTPUT2  
  ror INPUT  
  ror OUTPUT3  
  ret
```

- Apply twice to consume an input byte
- After 4 input bytes, 4 output bytes (half block) are filled
- Interleave 2 half blocks

2 Step P-Layer



Half state input



Half state output, interleaved



Second half state input



Second half state output, interleaved



Using SREG Flags and Stack

```
setup_redo_block:
    clt                ; clear T flag
    rjmp redo_block    ; do the second part
block:
    set                ; set T flag
    ; fall through
redo_block:
    ; instructions here happen twice when called from block

    brts setup_redo_block ; redo this block? (if T flag set)
    ret
```

1 Input

- pPlayerNibble and push 4 output bytes to stack
- Do other half

2 Output

- Point at last odd state byte
- Pop from stack and save 4 output bytes
- Point at last even state byte and do other half

Key Register Rotation

```
rotate_left_i:
    lsl KEY9           ; take MSB as carry, clear LSB
    rol KEY8           ; rotate MSB out, carry bit in
    rol KEY7           ; etc
    rol KEY6
    rol KEY5
    rol KEY4
    rol KEY3
    rol KEY2
    rol KEY1
    rol KEY0
    adc KEY9, ZERO     ; add carry bit to last key byte
    dec ITEMP          ; decrement counter
    brne rotate_left_i ; loop
    ret
```



Key Register Rotation


```
rotate_left_i:
    ldi YL, 10                ; point at last key byte
    clc                      ; clear carry bit
rotate_left_i_bit:
    ld ROTATED_BITS, -Y     ; load key byte
    rol ROTATED_BITS        ; rotate bits
    st Y, ROTATED_BITS      ; save key byte
    cpse YL, ZERO           ; compare, skip if equal
    rjmp rotate_left_i_bit  ; loop over all key bytes
    adc KEY9, ZERO          ; add carry bit to last key byte
    dec ITEMP               ; decrement counter
    brne rotate_left_i     ; loop
    ret
```



Numbers

AVR Crypto-lib
Eisenbarth

Encryption	Decryption	Size
13225	18953	1514
1341	1405	936



Numbers

	Encryption	Decryption	Size
AVR Crypto-lib	13225	18953	1514
Eisenbarth	1341	1405	936
Speed-optimized	1091	-	1794
Size-optimized	23756	31673	272

Numbers

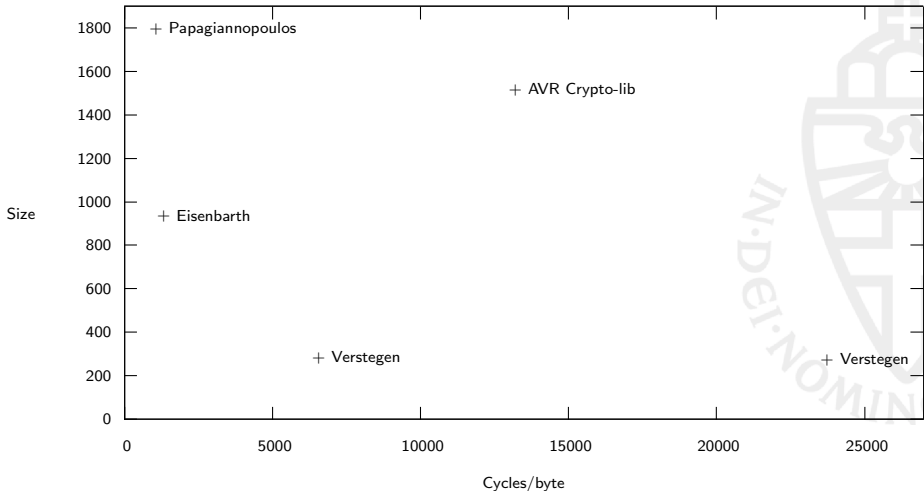
	Encryption	Decryption	Size
AVR Crypto-lib	13225	18953	1514
Eisenbarth	1341	1405	936
Speed-optimized	1091	-	1794
Size-optimized	23756	31673	272
Unpacked S-Boxes	23361	31254	274
Inlined rotation	6973	9663	278
Inlined rotation, unpacked S-Boxes	6578	6578	280

Numbers

	Encryption	Decryption	Size
AVR Crypto-lib	13225	18953	1514
Eisenbarth	1341	1405	936
Speed-optimized	1091	-	1794
Size-optimized	23756	31673	272
Unpacked S-Boxes	23361	31254	274
Inlined rotation	6973	9663	278
Inlined rotation, unpacked S-Boxes	6578	6578	280
128-bit	35193	71467	272
Unpacked S-Boxes (128-bit)	34774	71002	274
Inlined rotation (128-bit)	8482	15419	290
Inlined rotation, unpacked S-Boxes (128-bit)	8064	14954	292

Relative Performance/Size

Efficiency vs Size



ASCII Art

C56B90AD	3EF84712	5EF8C12	DB4630	79A57D0	3AD0	F1F	7F0E070E1
41D05DD05	CD047D080	2D16D00	82E81E1	06D0542	682E0	03D	04A9591F7
33C0CAE08	894CA9598	81991F9	883CD13	FACF9D1	E8A95	A9F	7089504D0
829 502	D08 295	089	5E8	2FE	F70E70	FE5	955
491 10F0	529 502	C00	0000	000	5F7080	7F8	52B
089587950	795879517	9587952	795879	5379508	9543958	6E0	D5D
F442687E3	D2DF802DD	DDF082E	4F31089	5CC278C	916 991 862		78D
93C830D1	F7A85008	9568E08	C91CD	DF8D936	A95 D9F7A85		008
954	427 F0E0	70E	0189	6DD	27C C278D9		189
93C	A30 E1F7A	251	08 956	894	189 664E08		E91
CAD	FC9 DF6A	95D9F73	F932F931	F930F93	16F 4E894		F3C
F68	941 7966	4E08F91	8E93AA95	6A95D9F	71E F4E89		419
96F	6CF 0895D7DFC5DF		CDDFE0D	FB7DFD9	F7C 0CF0		000

ASCII Art

s-boxes				decrypt (start+16)			
C56B90AD	3EF84712	5EF8C12	DB4630	79A57D0	3AD0	F1F	7F0E070E1
41D05DD05	CD047D080	2D16D00	82E81E1	06D0542	682E0	03D	04A9591F7
33C0CAE08	894CA9598	81991F9	883CD13	FACF9D1	E8A95	A9F	7089504D0
829 502	D08 295	089	5E8	2FE	F70E70	FE5	955
491 10F0	529 502	C00	0000	000	5F7080	7F8	52B
089587950	795879517	9587952	795879	5379508	9543958	6E0	D5D
F442687E3	D2DF802DD	DDF082E	4F31089	5CC278C	916 991 862		78D
93C830D1	F7A85008	9568E08	C91CD	DF8D936	A95 D9F7A85		008
954	427 F0E0	70E	0189	6DD	27C C278D9		189
93C	A30 E1F7A	251	08 956	894	189 664E08		E91
CAD	FC9 DF6A	95D9F73	F932F931	F930F93	16F 4E894		F3C
F68	941 7966	4E08F91	8E93AA95	6A95D9F	71E F4E89		419
96F	6CF 0895D7DFC5DF	CDDFE0D	FB7DFD9	F7C	0CF0		000
		encrypt (end-16)					

S-Boxes, decrypt, rotate_left_i, sBoxByte, sBoxNibble, pPlayerNibble, schedule_key, addRoundKey, sBoxLayer, setup, pLayer, encrypt.

Questions?

https://github.com/acqid/ru_crypto_engineering/

https://github.com/kostaspap88/PRESENT_speed_implementation/

